



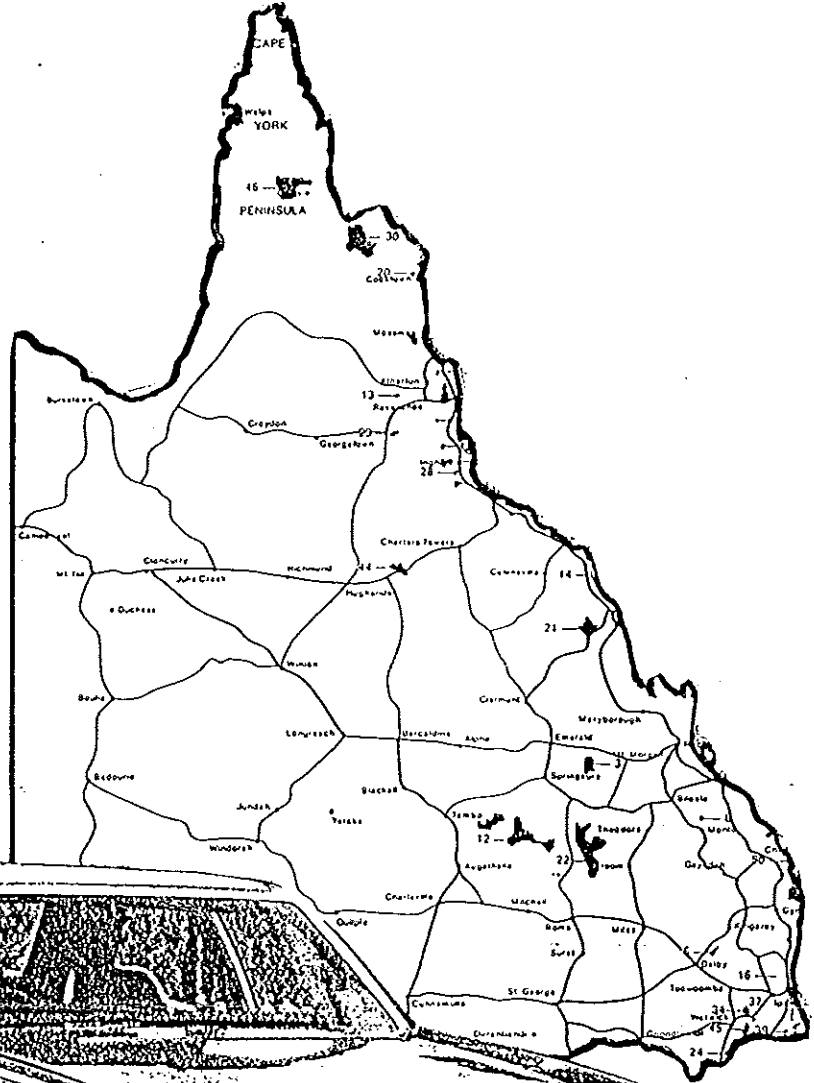

QUEENSLAND P76  
OWNERS CLUB  
INCORPORATED

P.O. BOX 343  
CARINA 4152



April

1995



P76. Anything but average

## EDITORIAL

Just a brief newsletter this month. Gray and I will be heading off for Melbourne this weekend. We are spending a day to visit the Western Plains Zoo at Dubbo, and later meeting up with the Pres of The Victorian Club John Brett. who has promised to show us through Melbourne and on to the Mornington Peninsular.

The last working be was another success with more shelving being erected in the shed and also closing in the cover between the sheds. After this the trailer was unveiled to reveal the parts that were to be priced and stored.  $\frac{1}{2}$  way through this the heavens opened. Luckily Gray had put up a Tarp to keep the sun off us. Next job was stoke up the Barbie and put the kettle on. We had a dozen members or so for lunch  
Thanks for your help Guys and Ladies.

I have included ads for coming events in this months letter. And also a Good report by Phil Crowther of The Sydney club on Distributors. How to install and set the timing.

Also included is your last chance to register for the National Meet see Bulletin No 2.

We have some additions to our spare parts list. We have a aquired brand New. No plate lenses. These are \$16-00 per pair. New hand brake cables at \$16-00 each. and also Stick on Letter " L " for the T-Bar Console these are only \$2-00 each. and I bet yours is all scratched and needs replacing.

As I said in last months newsletter the Wednesday meeting will not be an official one. but as the hall is already paid for and is ours for the evening feel free to go along and have a social chat.

See you in May

Pat

.....

\*\*\*\*\*

# 1995 ROSEBUD NATIONAL MEETING. BULLETIN No. 2

I HAVE HAD A NUMBER OF PEOPLE PHONE ME ASKING IF THEY CAN STILL BOOK IN FOR THE EASTER NATIONAL MEETING AS THE CLOSING DATE HAS PASSED.

YES YOU CAN STILL BOOK FOR EASTER NOW!!!! WE STILL HAVE SOME VACANCIES!!!!

WE MUST ASK YOU TO BOOK AS SOON AS YOU CAN SO WE CAN ENSURE THAT WE CAN GET EXTRA SPACE IF NEEDED.

SOME OF THE EVENTS WILL BE:

NATIONAL CONCOURSE AND B. B. Q. LUNCH  
DRIVING EVENT, FOR THE ZETLAND TROPHY  
RSL DINNER, RAFFLES, SCENIC TOURS, FISHING TRIP FOR THOSE INTERESTED, AND HEAPS MORE.

IF YOU ARE STAYING ON SITE, THEN YOU WILL RECEIVE A FREE R.S.L. MEAL AND BBQ LUNCH AT CONCOURSE. IF YOU ARE JOINING US FOR A DAYTRIP, OR STAYING OFF SITE AND PLANNING TO STAY FOR A MEAL, PLEASE LET US KNOW AS SOON AS POSSIBLE FOR CATERING. IF YOU HAVE NOT BEEN TO A NATIONAL MEETING, OR EASTER GET TOGETHER BEFORE, HERE IS YOUR CHANCE TO MEET SOME INTERSTATE MEMBERS, WHO HAVE BEEN DOING THIS FOR ABOUT 10 YEARS. WE ALSO HAVE MEMBERS FROM THE NEW ZEALAND CLUB ATTENDING. WE ARE STILL TAKING BOOKINGS, SO COME ALONG AND JOIN IN ON THE WEEKEND. IF YOU STAY AT THE LODGE, IT WILL COST \$110.00 PER PERSON. THIS INCLUDES ACCOMMODATION AND MEALS.

IF YOU ARE PLANNING TO BE A DAY TRIPPER OR OFF SITE AND WANT TO ATTEND THE R.S.L. MEAL AND DANCE PLEASE LET US KNOW 14 DAYS PRIOR TO THE DAY.

DONATIONS FOR THE RAFFLE ARE ACCEPTED GRATEFULLY.

AS I SAID IN THE LAST BULLETIN IF YOU HAVE ANY QUERIES DON'T HESITATE TO CALL ME ON (03) 459-9531

UNTIL THEN KEEP ON P'ING  
JOHN BRETT  
PRESIDENT VIC. CLUB

FOR SALE

Radiators \$60-00  
 Weather shields \$30-00  
 G L 27 Points \$12-00  
 Z 86 Oil Filters \$12-00  
 Gasket sets Top & Bottom \$100-00  
 Brochures Per Set \$ 30-00  
 Sway Bars Per Set \$200-00

Console letter "L" \$ 2-00  
 Hand Brake Cables \$16-00  
 Club Tee Shirts \$20-00  
 Badges \$ 6-00  
 Post Cards \$ 1-00  
 Teaspoons \$ 5-00  
 No Plate Lenses \$16-00Pr  
 Force 7 Glove box manuals \$ 6-00

\*\*\*\*\*

RUBBER PRODUCTS

Anti Rattle Bonnet/Bootlid \$5-00 per pr  
 Wiper Motor Mounts set of 3 \$8-00 per set  
 Firewall Grommett .625 x 1.75 \$4-50 each  
 Firewall Grommett .875 x 1.75 \$4-50 each  
 Firewall Grommett .625 x 1.625 \$4-50 each  
 Horn Bar Insulator \$2-50 each

\*\*\*\*\*

Ph: (07) 354 2053 Fax: (07) 355 3864

## Vintage Parts & Panels

Restoration Supplies for the Car Enthusiast  
Vintage to Modern

43 Blackwood Street. P.O. Box 6095  
 Mitchelton (Bris) 4053 Mitchelton Qld 4053

AUTHORISED QUEENSLAND DISTRIBUTOR FOR:  
 PETER JACKSONS OLD RUBBER CO.

**PARTS STOCK INCLUDE**  
 Door, Boot & Windscreen Seals  
 Bailey Channel & Weather Strips  
 Pinchweld & Windfacing  
 Clips, Grommets, Pedal Rubbers Etc.  
 Rust Repair Panels  
**RUBBER KITS**

for  
**Vehicles 1920s to 1980s**  
 Call us for fast efficient service

# LEYLAND P76!

Rubber and Steel only. 216.14  
 Flock coated, gloss face.  
 1 metre Length.



216.033

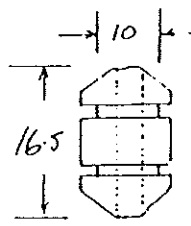
UNIVERSAL - RUBBER  
 STEEL INSERT  
 FELT FLOCK FACE  
 (COVERS 7/16")  
 LENGTH 970MM



Wiper motor mount  
 Set of 3

Price	238.077
Qty	1

238.077



Leyland P76

Horn plate insulator


238.076

P76 Leyland  
 Wheel Arch &  
 Sill Mould



892.272

Leyland  
 P76  
 Windscreen  
 Mould clip



892.529

**Re Rubbing**

Gear Box Mounts  
 Leyland P76 73/75

SOCIAL CALENDAR

APRIL 14 15 16 17.

National Meeting at Rosebud. This is your last chance to register for this event.

Also at Easter A Street Machine Mania has been organised by Auto Sports Promotions. Commencing on Saturday 15th at The Nambour Show-Grounds with a Show and Shine, and also Grass events. On Sunday morning a Cruise down the Highway to Lakeside for the real competitions. Burn out comp, Drag Racing etc.

May 14th

( ) Motoring of yesteryear Display Day. Last year this was a very successful day with the P76 club taking off the Club Trophy. This year will be even bigger with more entrants, more food, Jousting events etc. etc. etc.. The sponsors this year are the R.A.C. Q club, so come along and help to defend our honour.

June 4th

Swap meet and Car and Bike show at The Redcliffe Showgrounds.

JUNE 13th

Farewell to Hal Moloney in His P76. as he commences the Round Australia Rally.

JULY 2nd

The Motoring Heritage which was to have been held on 12th March, is now being organised for this day. The Itinerary remains the same. More details in next magazine.

July 2nd

Hal Moloney should be returning on this date from the Mobil Round Australia Trial. We would like to greet him and other entrants on this final leg of their journey.

We will have to see how things pan out. Maybe we can manage to do both items on the same day.

\*\*\*\*\*



# THE ARMSTRONG SIDDELEY CAR CLUB

October 1994

The Queensland Branch of the Armstrong Siddeley Car Club wish to remind you or your Club of the second "Motoring of Yesteryear Display Day" being scheduled for Sunday 14th May 1995.

This Special Day was conceived to bring together the motoring history of the marque motoring clubs, including Vintage, Veteran, Classic cars and motor bikes.

This will be a great day, as I am sure those who attended last years will agree.

Trophies will be awarded on the day for various categories.

Sponsored by R.A.C.Q.  
Gates will be open at 9.30am, but we would appreciate all vehicles to be on site by 10.30am. We suggest that individual vehicle groups be organised to arrive together on the day so as to allow ease of marshalling.

We will be calling for volunteers from other clubs to assist with the above marshalling and judging activities.

So on the day bring your picnic lunch or you may wish to enjoy the delights of on site food stalls and refreshments which will be an additional modest cost.

A charge of \$3.00 per car will be made to offset the costs of running this event.

We are anticipating a large gathering of vehicles and enthusiasts to turn up on the day, going by the 200 plus vehicles we had at the venue last year. So we do need your support to make this day a success now and for the future.

Venue:

The Bundamba State School  
Brisbane Road  
Bundamba

14th May 1995 9.30am

For further information please contact:

Mr Geoff Hillion  
47 Shanahan Parade  
Redbank Plains 4301 Qld  
Tel: (07) 814 4867

**CUSTOM CAR SHOW**

**DRAG CARS**

**BIKES**

**SUPER CRUIZE**

**SWAP MEET**

**TRADE STALLS**

**SHOW PARTY**

**MOTORING EVENTS**


**MOTOKANA**

**SPEAR - A - SPUD**

**BURNOUT COMP.**

**1/8 MILE STREET DRAGS**

**CAMPING AVAILABLE**



## Easter Weekend

**SATURDAY 15th APRIL 1995: NAMBOUR SHOWGROUNDS**

**SUNDAY 16th APRIL 1995: LAKESIDE RACEWAY**

**LUCKY ENTRANTS GIVE-AWAY: WEEKEND FOR 2 ON SUNSHINE COAST**



**ALL ENQUIRIES TO LES/KERRY PH (07) 284 3616**

# PROGRAM

## FRIDAY 14th April Nambour S/Grounds

Registration  
Traders set up  
Early Arrivals Night

## SATURDAY 15th April

Registration Show & Shine set up  
Show & Shine / Grass Events  
Trade Alley

## SUNDAY 16th April Lakeside

Entrants Breakfast, Cruise to Lakeside  
Competitors & Traders set up  
1/8th mile Drag Racing  
Burnout Comp.

Trophy Presentation will be Sunday evening at Nambour.

Registration from Friday 14th April, 12 noon to 12 midnight and Saturday 6:00 am to 8:00 am

**Entries on the day will be display only and not eligible for judging or any driving events.**

## ENTRY COSTS

SATURDAY ONLY:	\$20.00	Show & Shine Judging, Grass Motoring Events, Trophy Presentation, Goodies Bag & Camping Available.
SUNDAY ONLY:	\$25.00	Drags, Burnout & Trophy Presentation
Event T'Shirt	\$15.00	
Total	\$60.00	
MATES RATE:	\$10.00	Includes entry to Sat & Sun Camping Avail.
** FULL WEEKEND:	\$40.00	Goodies Bag, T'Shirt, Show & Shine Judging, Grass Events, Entrants Breakfast, Drag Racing, Burnout, Trophy Presentation, Camping Available

All entry costs include 2 people = Driver & 1 Passenger

NOTE \*\* THERE WILL BE NO ENTRIES ON THE DAY FOR SUNDAY:

PRE ENTRIES CLOSE LAST MAIL 7th April, 1995.

Please make cheques or money orders payable to: Auto Sports Promotions

P.O. Box 233

Redcliffe (020)



# STREET MACHINE MANIA 3

Entrants Name

Address

Postcode

Telephone No

Car Name

Judging YES

NO

Which class do you consider your vehicle to be in?

Make of vehicle

Year

Model

Rego NO

Engine Type and Capacity

Modifications to engine

Transmission

Diff/Rear and assembly

Suspension

Brakes

All body details

Interior Work

Paint

Type

Colour

Wheels

Tyres

Time to build

Cost

Previous Awards

If going on a Club stand, which?

I am conversant with the rules of the EVENT and the attached regulations of the Promoter, and I agree to be bound by them. I understand that the Promoter reserves the right to refuse any entry without necessarily assigning a reason.

NOTE: Final classification will be verified by the A.S.P. Steward.

SIGNED

DATE

## GENERAL WARNING AND EXCLUSION OF LIABILITY: MOTOR RACING IS DANGEROUS

IT IS A CONDITION OF ADMISSION THAT SPECTATORS AND ALL PERSONS ATTENDING THIS MEETING DO SO ENTIRELY AT THEIR OWN RISK.

All persons, corporations, clubs and associations having any connection with the promotion or conduct of the meeting, including the owners and occupiers of the land and drivers and owners of the vehicles involved in competition and management are absolved from liability or damage to spectators and all other persons at the meeting, no matter whether for negligence or as occupier or on any other basis and no matter whether such injury or damage be foreseeable and no matter where or how such injury or damage

MOTORING EVENTS	MOTORKANA	YES <input type="checkbox"/>	NO <input type="checkbox"/>	PAYMENT DETAILS	
	SPEAR A SPUD	YES <input type="checkbox"/>	NO <input type="checkbox"/>	SATURDAY ONLY	<input type="checkbox"/> QTY X \$20 =
	BURNOUT	YES <input type="checkbox"/>	NO <input type="checkbox"/>	SUNDAY ONLY	<input type="checkbox"/> X \$25 =
	DRAGS	YES <input type="checkbox"/>	NO <input type="checkbox"/>	FULL WEEKEND	<input type="checkbox"/> X \$40 =
CAMPING		YES <input type="checkbox"/>	NO <input type="checkbox"/>	TSHIRTS	<input type="checkbox"/> X \$15 =
MATES CAMPING		YES <input type="checkbox"/>	NO <input type="checkbox"/>	MATES RATE	<input type="checkbox"/> X \$10 =
ENTRANT T-SHIRT SIZE: SMALL <input type="checkbox"/>	MEDIUM <input type="checkbox"/>			CAMPING	<input type="checkbox"/> X \$5 =
LARGE <input type="checkbox"/>	X LARGE <input type="checkbox"/>			TOTAL AMOUNT ENCLOSED \$	<input type="text"/>



# APEX CLUB of REDCLIFFE INC.

DISTRICT 11 ZONE 6

CLUB 100

SERVICE

CITIZENSHIP

FELLOWSHIP

President:

~~P.O. BOX 27,  
REDCLIFFE, Q. 4020~~

Secretary:

Ross Lucht  
20 Alkooie Ave  
Clontarf 4019  
Ph hm. 284.1826

Dear Sir / Madam,

Well it's on again. The 1995 Car Show & Swap Meet, to be held at the Redcliffe Showgrounds on Sunday the 4th June 1995. As some of you may be aware the Redcliffe Apex Club has folded so this year the event will be run by the newly formed Redcliffe Community Social Club. The new club consists of all the old members along with many new ones and will be run on a similar basis to Apex with all funds raised going to local charities.

Once again there will be over \$2000- worth of trophies up for grabs along with each entrant receiving an entrants plaque. Entries are still \$10 per car, \$15 per car club \$5 per swap meet site with this year FREE entry to Trade Stands General admission is \$5 Adults, \$2 Pensioners & Children FREE.

A full list of trophies and classes is enclosed along with an entry form. Please advise us as early as possible of your nomination, as some who only registered on the day last year did not receive an entrant plaque.

This year as a prelude to the Car Show we, along with the Redcliffe City Council and the Channel 9 Challenge Programme are holding a Rock Concert on Saturday Night the 3rd June. The night will be hosted by Angry Anderson with all funds raised on the night going to the Bush Childrens Home. Other performers on the night we believe will be John Farnham, John Williamson, Julie Anthony & many others.

For any more information on any of the above please do not hesitate to call.

Yours Faithfully

### How to install distributors and set timing.

Many P-nutz are intimidated by the prospect of having to work on their distributors when the work involves removal of the distributor from the engine, but there really is no need to be concerned about refitting a distributor to a P-76 V-8, as it is quite a simple operation, provided you follow the proper sequence.

Assume that the engine has been rotated after removal of the distributor, and you have no idea which cylinder should be next to fire. The first step is to manually rotate the engine in its normal direction of rotation until the number one cylinder is approaching top dead centre (TDC) on its compression stroke. To determine the compression stroke remove the oil cap from the left rocker cover and get a helper to watch the action of the rocker and valve spring for number one cylinder's inlet valve, which is the second valve from the front of the head. You should rotate the crankshaft either by using a 15/16" socket on the crankshaft front pulley bolt or by repeated short uses of the starter. Watch the action of the number one cylinder's inlet valve spring. When the spring is compressed it means the number one piston is travelling down the bore on its induction stroke, and when the spring starts to rise it means the piston is already on its compression stroke. At this point start looking for the timing marks on the front pulley. Obviously, you should be standing by the left guard for a clear view of the pulley and the timing pointer on the water pump. Continue rotating the crankshaft slowly until the first short mark on the pulley lines up with the tip of the timing pointer. This will indicate that the crankshaft is now at 10 degrees before TDC.

For the purpose of keeping this article simple, we will assume you are refitting a standard, non-modified distributor to the engine. You will have already fitted a new set of points and condensor to the distributor, and set the points gap to 12-15 thou. Naturally, you will have already checked the operation of the vacuum advance unit, and the centrifugal advance weights will be operating smoothly without any stiffness. To ensure that the distributor fits into the timing case without any problems, make sure the stem of the distributor body is clean and free of dirt and grease. A light spray with WD will make installation easier.

Before attempting to re-fit the distributor, use a long flat bladed screw driver to turn the oil pump drive shaft until the slot is at right angles to the crankshaft i.e. the slot is in the six o'clock/twelve o'clock position. It may help to think of the positioning of the distributor body in terms of a clock-face with the nine o'clock position towards the front of the vehicle, which would be to your left, and the twelve o'clock position towards the right side of the vehicle.

Present the distributor to the engine in such a manner that the vacuum advance unit's pipe is at 90 degrees to the line of the crankshaft i.e. pointing to the right side of the vehicle, and while holding the distributor body in that attitude, turn the spindle so that the slot in the spindle is pointing to the screw which holds the condensor to the points base plate. As the distributor slides into the timing case, the driven gear will mesh with the driving gear on the camshaft, and this will cause the spindle to rotate a few degree clockwise.


The distributor body should be an easy slide fit right into the timing case, but may stop about 6mm above the lip if the tang in the bottom of the distributor shaft does not slip into the slot in the top of the oil pump driving gear's shaft. If this happens, it may help to fit the rotor button to the spindle, and twist the spindle backwards and forwards while gently tapping the body of the distributor with a small drift or hammer. The distributor should drop into the timing case with only a few taps. If repeated attempts to fully seat the distributor are unsuccessful, it may be quicker to remove the oil filter and the oil pump body, and drop the oil pump driving gear out of the housing, then fit the distributor clamp to the timing cover, and tighten it enough to stop the distributor body from turning. Then refit the oil pump driving gear to the housing, and apply a gentle turning motion to the gear until it engages fully with the tang on the distributor shaft, at which point it will slide up into the housing, and sit flush with the bottom edge of the housing. You can then apply a few smears of grease to the oil pump gears, and then carefully refit the oil pump body and gasket. Tighten all bolts evenly, and then refit the oil filter.

Moving to the distributor clamp, loosen the clamp bolt until you can turn the distributor body. Turn the distributor body clockwise until the heel of the points is on a flat of the octagonal spindle. The vacuum advance unit's pipe should still be at approximately twelve o'clock position. Now slowly turn the distributor body anti-clockwise until you can see the points begin to open. This is the point at which the spark would be produced if the ignition was on. Gently re-tighten the distributor clamp. Now take note of the position of the rotor button's alignment; it should be pointing to about the seven thirty position. Temporarily refit the distributor cap, and check that the rotor button aligns with one of the contacts in the cap. That contact will be the position for the number one cylinder's spark plug lead. If another cylinder's lead is in that position, simply remove the wrong lead, and fit the correct length lead. Remember, the firing order is 1-8-4-3-6-5-7-2.

Phil Crowther  
NSW CLUB


Hillman Spares of Blackburn (03) 877-4311 have new combination sets of boot and glove box locks with keys for \$20.00. They also have V8 intake manifold gaskets for approximately \$35.00 (end seals not included).

Another batch of lower control arms are being rebuilt and should be ready shortly.



QUEENSLAND P76  
OWNERS CLUB  
INCORPORATED

P.O. BOX 343  
CARINA 4152



---

# Application for Membership

---

I, ..... hereby apply for full membership to the  
LEYLAND P76 OWNERS CLUB INC. I agree to abide by the rules of the Club and work  
towards the furtherance of the objects of the Club.

( ) Enclosed with this application form is my subscription fee of \$30-00 and my once  
only joining fee of \$10-00.

My address is .....  
.....  
.....Postcode.....

Date of Birth .....Occupation .....  
Marital Status .....Phone No. Home .....  
Work .....

VEHICLE DETAILS

1 2 3

MODEL	.....	.....	.....
V8 OR 6 CYL	.....	.....	.....
COMPLIANCE PLATE	.....	.....	.....
REG. NO.	.....	.....	.....
GEARBOX	.....	.....	.....
COLOUR	.....	.....	.....
MODIFICATIONS	.....	.....	.....
	.....	.....	.....
	.....	.....	.....

Colour Photo enclosed

SIGNED..... DATE.....

FOR OFFICE USE ONLY  
Recommended that this Application be accepted.

CLUB MEMBER .....

DATE  
- 12 -

CLUB INFORMATION PAGE

YOUR COMMITTEE

PRESIDENT

Graham Rogerson  
635 Old Gympie Road  
NARANGBA. Q. 4504  
PH. 888 1345

VICE PRESIDENT

Neville Humpherys  
Upper Cedar Creek Rd  
CONNONDALE. Q.  
PH. 074-944 427

SECRETARY

John Joyce  
45 Ranald Avenue  
NINGI. Q.  
PH. 074-975 389

TREASURER

Allan Schutz  
10 Cooinda St  
EASTERN HEIGHTS. Q.  
PH. 282 7220

EDITOR

Pat Rogerson  
635 Old Gympie Road  
NARANGBA. Q. 4504  
PH. 888 1345

SPARE PARTS

Graham Rogerson  
635 Old Gympie Road  
NARANGBA. Q. 4504.  
PH. 888 1345

\*\*\*\*\*  
This Newsletter is the Official  
Publication of the Queensland P76  
Owners Club Incorporated and is  
issued free of charge to financial  
members. Any opinions expressed  
may not necessarily be those of the  
Editor or the Club, and any  
unintentional defamation or breach  
of copyright herein is unreservedly  
apologised for, and a suitable  
retraction will be inserted in  
the next edition, once the matter  
is drawn to our attention.

GENERAL MEETINGS

The Qld. P76 Owners Club Inc.  
holds its monthly meetings  
on the second Wednesday of  
each month.

TIME: 7.30PM

VENUE: Norman Park Uniting  
Church,  
Cnr. Bennets Road and  
McIlwraith Ave,  
NORMAN PARK.

At the Round-a-bout

\*\*\*\*\*

1995 MEETING DATES

January	11th	1995
February	8th	1995
March	8th	1995
April	12th	1995
May	10th	1995
June	14th	1995
July	AGM	12th 1995
August	9th	1995
September	13th	1995
October	11th	1995
November	8th	1995

\*\*\*\*\*

CLUB OUTINGS

Various activities are  
organised by the clubs  
members and are generally  
held on the fourth Sunday  
of the month. The activity  
and venue will be  
advertised in the monthly  
newsletter.

\*\*\*\*\*

CLUB MEMBER OF THE YEAR

Points Allocated

Attend Meeting	1 point
Raffle Donation	1 point
Organise Event	4 points
Attend Event	2 points
Win Event	1 point